




**FORD PERFORMANCE
PARTS**

© Copyright Ford-Werke GmbH, 2018

EN	INSTALLATION INSTRUCTION COIL-OVER SUSPENSION
D	EINBAUANLEITUNG GEWINDEFABRIK
E	INSTRUCCIONES DE MONTAJE KIT DE SUSPENSION COILOVER
F	INSTRUCTIONS DE MONTAGE AMORTISSEUR AJUSTABLE
I	ISTRUZIONI DI MONTAGGIO TELAIO FILETTATO
P	INSTRUÇÕES DE MONTAGEM AMORTÉCEDORES DE MOLA HELICOIDAL
NL	INBOUW-INSTRUCTIE SCHROEFSET
DK	MONTERINGSVEJLEDNING GEVINDUNDERVOGN
N	MONTERINGSVEILEDNING COILOVER
S	MONTERINGSANVISNING COILOVERS
SF	ASENNUSOHJE ISKUNVAIMENNIN
CZ	NÁVOD K MONTÁŽI STAVITELNÁ PRUŽICÍ JEDNOTKA
H	BESZERELÉSI UTASÍTÁSA MENETES FUTÓMŰ
PL	INSTRUKCJA MONTAŻU ZAWIESZENIE GWINTOWANE
GR	ΟΔΗΓΙΕΣ ΤΟΠΟΘΕΤΗΣΗΣ ΜΗΧΑΝΙΣΜΟΣ ΣΠΕΙΡΩΜΑΤΟΣ ΕΔΑΦΙΚΗΣ ΠΡΟΣΦΥΣΗΣ
TR	MONTAJ TALİMATLARI AYARLI SÜSPANSİYON KİTİ
RUS	ИНСТРУКЦИЯ ПО МОНТАЖУ ШАССИ С РЕЗЬБОВОЙ РЕГУЛИРОВКОЙ ДОРОЖНОГО ПРОСВЕТА
RO	MONTAJ TALİMATLARI SUSPENSIE SPORT

Expert Fitment Required
Montage durch Fachwerkstatt erforderlich
Montaje sólo por el concesionario
Montage par spécialiste nécessaire
E' necessario montaggio in officina specializzata
Especialista em montagem requerido
Montage door vakman nodig
Montage ved professionelt værksted påkøvet
Nødvendig med montering fra fagvegværksted
Verkstadsmontage erfordras
Asennus tarpeen merkkikorjaamossa
Montáž ve specializované dílně nutná
A szereléshez szakműhely kell
Konieczny montaż przez warsztat specjalistyczny
Να τοποθετηθεί από συνεργείο
Монтаж должен проводиться только в
специализированных мастерских
Montaj tamirhane tarafından yapılmalıdır
Montajul trebuie efectuat de un atelier
de specialitate

Subject to alteration without notice
Technische Änderungen vorbehalten
Reservadas modificaciones técnicas
Sous réserve de modifications techniques
Con riserva di apportare modifiche tecniche
Reservamo-nos o direito a alterações técnicas
Technische wijzigingen voorbehouden
Med forbehold for tekniske ændringer
Teknische forendringer forbeholdes
Med reservation för tekniska ändringar
Tekniset muutokset pidätetään
Technické zmeny vyhrazeny
A változtatások technika jogát fenntartjuk
Zmiany techniczne zastrzeżone
Επιφύλασσόμεθα για αλλαγές
Производитель оставляет за собой право
вносить в конструкцию технические изменения
Teknik değişiklik hakkı mahfuzdur
Ne rezervăm dreptul la modificări tehnice



FIESTA 05/2017 →

SKK1BJ-5C308-BA

21/11/2018


1/6



- (EN) See Workshop Manual
- (D) Siehe Werkstatthandbuch
- (E) Ver manual de taller
- (F) Voir Manuel d'atelier
- (I) Vedere manuale officina
- (P) Cf. o manual da oficina
- (NL) Zie werkplaatshandboek
- (DK) Se værktøds håndbog
- (N) Se verkstedshåndboka
- (S) Se verkstadshandboken
- (SF) Katso korjaamon käsikirjasta
- (CZ) Viz dílenskou příručku
- (H) Lásd a Műhely-kézikönyvben
- (PL) Patrz podręcznik warsztatowy
- (GR) Λέγε Εγχειρίδιο Συνεργείου
- (TR) Tamirhane el kitabına bakınız
- (RUS) Смотрите руководство по эксплуатации
- (RO) Vezi manualul de atelier



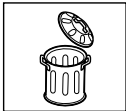
- (EN) Caution Symbol
- (D) Symbol "Vorsicht"
- (E) Símbolo de precaución
- (F) Symbole Attention
- (I) Simbolo di attenzione
- (P) Símbolo de Cuidado
- (NL) Symbool "waarschuwing"
- (DK) Symbol - Giv agt
- (N) Varselssymbol
- (S) Varningssymbol
- (SF) Varoitussymboli
- (CZ) Symbol výstrahy
- (H) Vigyázat szimbólum
- (PL) Ostrożnie
- (GR) Σύμβολο «Προσοχή»
- (TR) Dikkat Sembolü
- (RUS) Знак «Внимание!»
- (RO) Simbol de atenționare



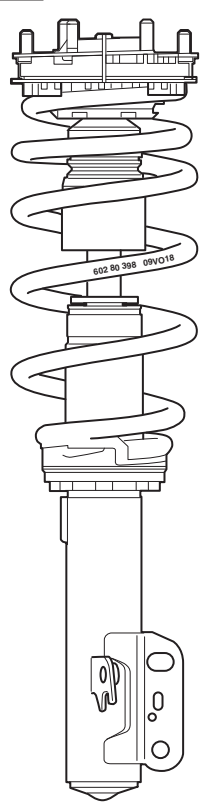
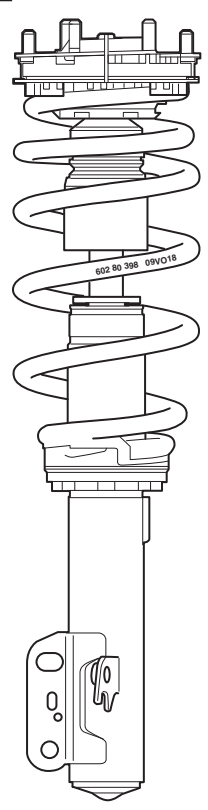
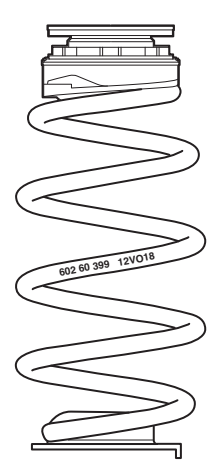

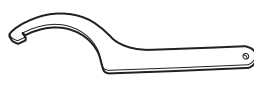


- (EN) Motion Arrow
- (D) Pfeil Bewegung
- (E) Flecha de movimiento
- (F) Flèche de déplacement
- (I) Freccia indicante movimento
- (P) Seta de movimento
- (NL) Pijl "beweging"
- (DK) Retningspil
- (N) Bevegelsespil
- (S) Rörelsepil
- (SF) Liikkeen nuoli
- (CZ) Šipka označující pohyb
- (H) Mozgás irányát jelző nyíl
- (PL) Strzałka wskazująca kierunek ruchu
- (GR) Βέλος που υποδεικνύει κίνηση
- (TR) Hareket oku
- (RUS) Стрелка направления движения
- (RO) Săgeată ce indică mișcarea



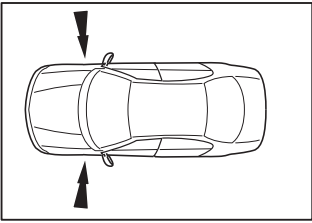


- (EN) See View
- (D) Siehe Ansicht
- (E) Consulte la visualización
- (F) Voir vue
- (I) Vedere figura
- (P) Ver a ilustração
- (NL) Zie afbeelding
- (DK) Se
- (N) Se bilde
- (S) Se "Visa"
- (SF) Katso näkymä
- (CZ) Kontrola pohledem
- (H) Lásd az ábrát
- (PL) Patrz Rzut
- (GR) Δείτε την εικόνα
- (TR) Görünüme Bakın
- (RUS) Смотрите иллюстрацию
- (RO) Consultați ilustrația



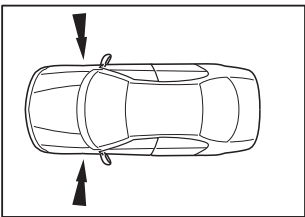


- (EN) Throw away
- (D) Entsorgen
- (E) Desechar
- (F) Jeter
- (I) Eliminare
- (P) Jogar fora
- (NL) Gooi weg
- (DK) Bortskaf
- (N) Kast
- (S) Släng bort
- (SF) Hävita
- (CZ) Vyhodit
- (H) Dobja ki
- (PL) Wyrzuć
- (GR) Απορρίψτε
- (TR) Atın
- (RUS) Утилизировать
- (RO) A se arunca

<p>A</p>  <p>LH</p> <p>1x</p>	<p>B</p>  <p>RH</p> <p>1x</p>	<p>C</p>  <p>2x</p>	<p>D</p>  <p>2x</p>	
<p>E</p>  <p>1x</p>	<p>F</p>  <p>1x</p>			
	<p>SKK1BJ-5C308-BA</p>		<p>© Copyright Ford 2018</p>	<p>3/6</p>



1



2



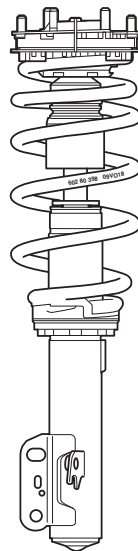
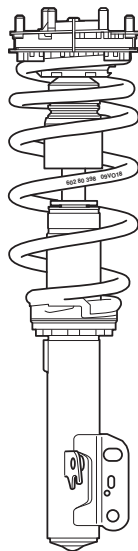
LH

A

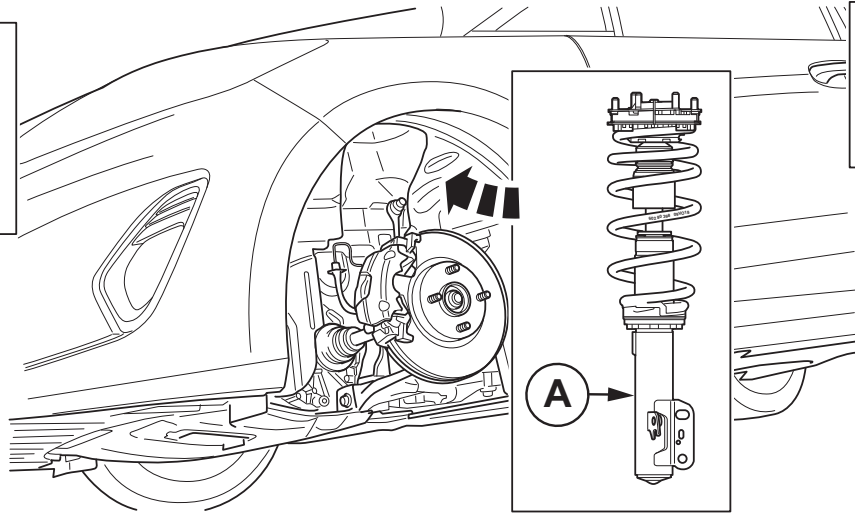
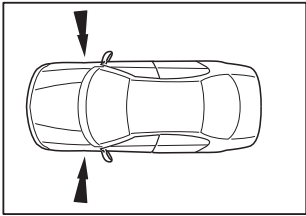


RH


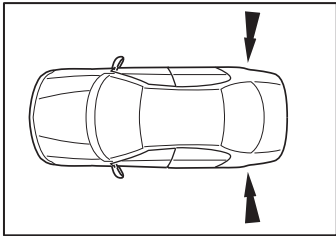
B



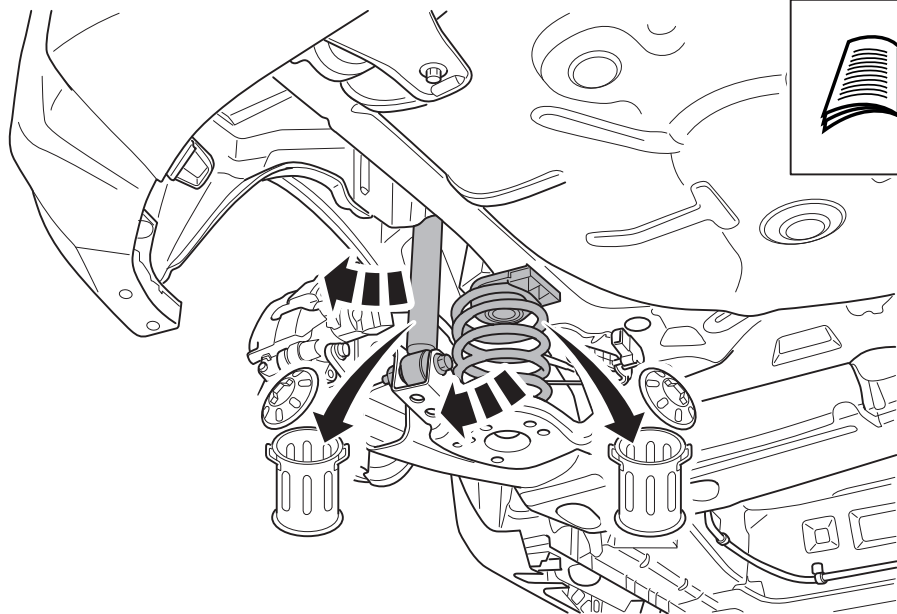
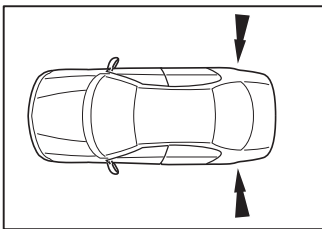
3



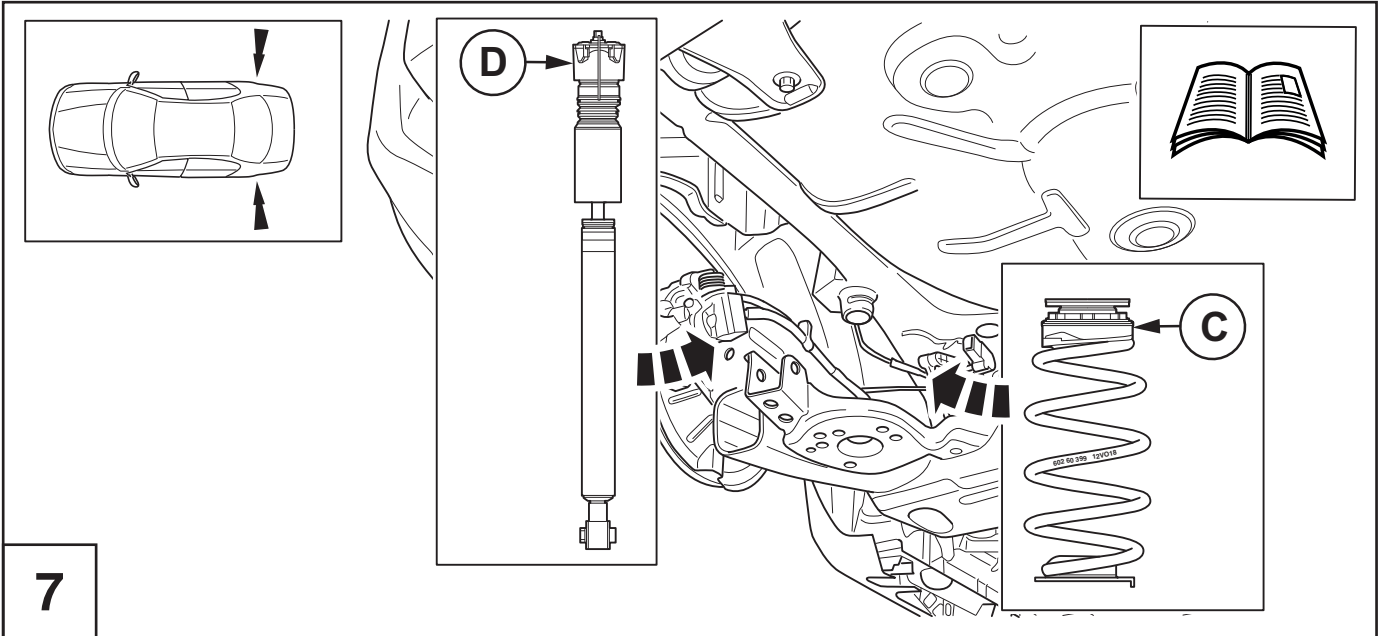
4



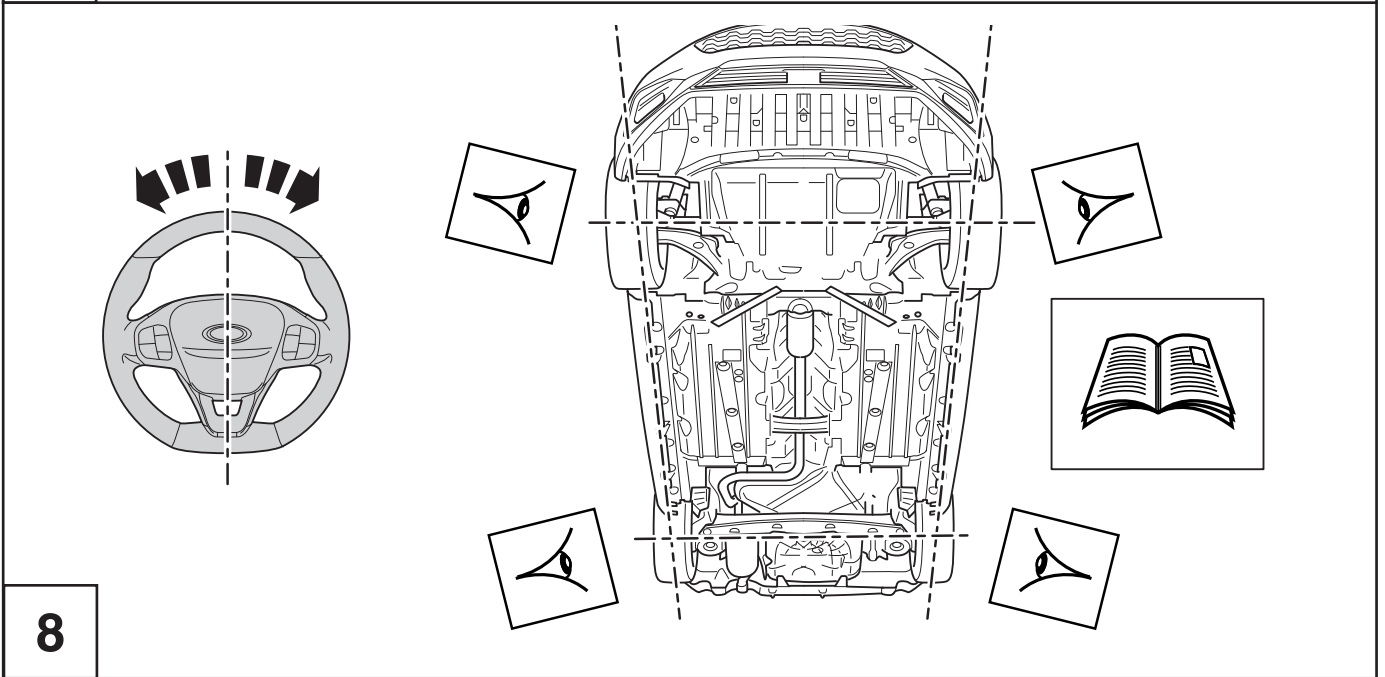
5



6



7



8



9